



12th July, 2012

**Bombay Stock Exchange Limited
Department of Corporate Services
25th Floor, P.J. Towers,
Dalal Street,
Mumbai-400001**

Company Code No: 532771

Sub: Submission of Shareholding Pattern for the Quarter ended June 30, 2012

Dear Sir/Madam,

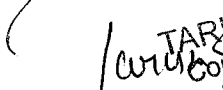
Pursuant to clause 35 of the Listing Agreement, please find enclosed shareholding pattern of the Company for the quarter ended on June 30, 2012.

This is for your information and records.

Thanking you,

Yours faithfully,

For JHS Svendgaard Laboratories Limited


TARUN CHHABRA
Company Secretary
JHS Svendgaard Laboratories Limited

(Company Secretary)

Introductory sub-table (I)(a)

Name of the Company: JHS SVENDGAARD LABORATORIES LIMITED

Scrip Code, Name of the scrip, class of security: NSE :JHS , BSE: 532771

Quarter ended: JUNE 2012

Partly paid-up shares:-	No. of partly paid-up shares	As a % of total no. of partly paid-up shares	As a % of total no. of shares of the company
-------------------------	------------------------------	--	--

Held by promoter/promoter group	NIL	NIL	NIL
Held by public	NIL	NIL	NIL
Total	NIL	NIL	NIL

Outstanding convertible securities:- No. of outstanding securities	As a % of total no. of outstanding convertible securities	As a % of total no. of shares of the company, assuming full conversion of the convertible securities
--	---	--

Held by promoter/promoter group	NIL	NIL
Held by public	NIL	NIL
Total	NIL	NIL

Warrants:-	No. of warrants	As a % of total no. of warrants	As a % of total no. of shares of the company, assuming full conversion of warrants
------------	-----------------	---------------------------------	--

Held by promoter/promoter group	NIL	NIL	NIL
Held by public	NIL	NIL	NIL
Total	NIL	NIL	NIL

Total paid-up capital of the company, assuming full conversion of warrants and convertible securities

175500070(17550007)Equity shares of Rs.10each)



TARUN CHHABRA
Company Secretary
JHS Svendgaard Laboratories Limited

Statement Showing Shareholding Pattern								
Category code	Category of Shareholder	Number of Shareholders	Table (I)(a)		Total shareholding as a percentage of total number of shares		Shares Pledged or otherwise encumbered	
			Total number of shares	Number of shares held in dematerialized form	As a percentage of (A+B) ¹	As a percentage of (A+B+C)	Number of shares	As a percentage
(I)	(II)	(III)	(IV)	(V)	(VI)	(VII)	(VIII)	(IX) = (VIII)/(IV)*100
(A)	Shareholding of Promoter and							
1	Indian							
(a)	Individuals/ Hindu Undivided Family	4	6697356	6697356	38.16	38.16	3385558	50.55
(b)	Central Government/ State Government(s)	0	0	0	0.00	0.00	0	0.00
(c)	Bodies Corporate	0	0	0	0.00	0.00	0	0.00
(d)	Financial Institutions/ Banks	0	0	0	0.00	0.00	0	0.00
(e)	Any Others(Specify)	0	0	0	0.00	0.00	0	0.00
(e-i)					0.00	0.00	0	0.00
(e-ii)					0.00	0.00	0	0.00
	Sub Total(A)(1)	4	6697356	6697356	38.16	38.16	3385558	50.55
2	Foreign							
a	Individuals (Non-Residents Individuals/ Foreign Individuals)	0	0	0	0.00	0.00	0	0.00
b	Bodies Corporate	0	0	0	0.00	0.00	0	0.00
c	Institutions	0	0	0	0.00	0.00	0	0.00
d	Qualified Foreign Investor	0	0	0	0.00	0.00	0	0.00
e	Any Others(Specify)	0	0	0	0.00	0.00	0	0.00
e-i					0.00	0.00	0	0.00
e-ii								
	Sub Total(A)(2)	0	0	0	0.00	0.00	0	0.00
	Total Shareholding of Promoter and	4	6697356	6697356	38.16	38.16	3385558	50.55
(B)	Public shareholding							
1	Institutions							
(a)	Mutual Funds/ UTI	2	330550	330550	1.88	1.88	0	0.00
(b)	Financial Institutions/ Banks	0	0	0	0.00	0.00	0	0.00
(c)	Central Government/ State Government(s)	0	0	0	0.00	0.00	0	0.00
(d)	Venture Capital Funds	0	0	0	0.00	0.00	0	0.00
(e)	Insurance Companies	0	0	0	0.00	0.00	0	0.00
(f)	Foreign Institutional Investors	2	193589	193589	1.10	1.10	0	0.00
(g)	Foreign Venture Capital Investors	1	2500000	2500000	14.25	14.25	0	0.00
(h)	Qualified Foreign Investor	0	0	0	0.00	0.00	0	0.00
(i)	Any Other (specify)	0	0	0	0.00	0.00	0	0.00
(i-ii)					0.00	0.00		
(i-ii)								
	Sub-Total (B)(1)	5	3024139	3024139	17.23	17.23		
B 2	Non-institutions							
(a)	Bodies Corporate	308	1461282	1461282	8.33	8.33	79950	5.47
(b)	Individuals				0.00	0.00		
I	Individuals -i. Individual shareholders holding nominal share capital up to Rs 1 lakh	8934	4120822	4114216	23.48	23.48	628	0.02
II	ii. Individual shareholders holding nominal share capital in excess of Rs. 1 lakh.	65	1687548	1687548	9.62	9.62	0	0.00
(c)	Qualified Foreign Investor				0.00	0.00		
(d)	Any Other (specify)				0.00	0.00		
(d-i)	Clearing Member	175	362095	362095	2.06	2.06	0	0.00
(d-ii)	NRI Repeat	108	159883	159883	0.91	0.91	0	0.00
(d-iii)	NRI NON Repeat	21	32882	32882	0.19	0.19	0	0.00
(d-iv)	Trusts	2	4000	4000	0.0228	0.0228	0	0
	Sub-Total (B)(2)	9613	7828512	7821906	44.61	44.61	80578	1.03
	Total Public Shareholding (B)= (B)(1)+(B)(2)	9618	10852651	10846045	61.84	61.84	80578	0.74
	TOTAL (A)+(B)	9622	17550007	17543401	100.00	100.00	3466136	19.75
(C)	Shares held by Custodians and against which Depository Receipts have been issued							
1	Promoter and Promoter Group	0	0	0	0	0.00	0	0.00
2	Public	0	0	0	0	0.00	0	0
	Sub-Total (C)	0	0	0			0	
	GRAND TOTAL (A)+(B)+(C)	9622	17550007	17543401	100	100.00	3466136	19.75

TARUN CHHABRA
 Company Secretary
 JHS Svendgaard Laboratories Limited



(I)(b) Statement showing holding of securities (including shares, warrants, convertible securities) of persons belonging to the category "Promoter and Promoter Group"

Sr.	Name of the shareholder	Details of Shares held		Encumbered shares (*)			Details of warrants		Details of convertible securities		Total shares underlying shares assuming full conversion of warrants and convertible securities) as a % of diluted share capital
		Number of shares held	As a % of grand total (A) +(B) +(C)	No.	As a percentage	As a % of grand total (A)+(B)+(C) of sub-clause (I)(a)	Number of warrants held	As a % total number of warrants of the same class	Number of convertible securities held	As a % total number of convertible securities of the same class	
(I)	(II)	(III)	(IV)	(V)	(VI)=(V)/(III)*100	(VII)	(VIII)	(IX)	(X)	(XI)	(XII)
1	Nikhil Nanda	5885520	33.54	3255002	55.31	18.55	0	0	0	0	0
2	Sushma Nanda	808533	4.61	130556	16.15	0.74	0	0	0	0	0
3	HC Nanda	6303	0.04	0	0.00	0.00	0	0	0	0	0
4	Daljit Singh Grewal	1500	0.01	0	0.00	0.00	0	0	0	0	0
TOTAL		6701856	38.19	3385558	50.52	19.29	0	0	0	0	0

(*) The term "encumbrance" has the same meaning as assigned to it in regulation 28(3) of the SAST Regulations, 2011

Tarun Chhabra
 Tarun CHHABRA
 Company Secretary
 JHS Svendgaard Laboratories Limited



(I)(c)(i) Statement showing holding of securities (including shares, warrants, convertible securities) of persons belonging to the category "Public" and holding more than 1% of the total number of shares

Sr. No.	Name of the shareholder	Number of shares held	Shares as a percentage of total number of shares {i.e., Grand Total (A)+(B)+(C) indicated in Statement at para (I)(a) above}	Details of warrants		Details of convertible securities		Total shares (including underlying shares assuming full conversion of warrants and convertible securities) as a % of diluted share capital
				Number of warrants held	As a % total number of warrants of the same class	Number of convertible securities held	% w.r.t total number of convertible securities of the same class	
1	TANO MAURITIUS INDIA FVCI	2500000	14.25	0	0	0	0	0
2	SBI MAGNUM SECTOR FUNDS UMBRELLA FMCG	330550	1.88	0	0	0	0	0
3	CRIMSON FINANCIAL SERVICES LTD	221096	1.26	0	0	0	0	0
4	MANISH RUPAREL	209199	1.19	0	0	0	0	0
5	RAHUL DHRUV	200000	1.14	0	0	0	0	0
								0
TOTAL		3460845	19.72	0	0	0	0	0


Tarun Chhabra
TARUN CHHABRA
 Company Secretary
 JHS Svendgaard Laboratories Limited

(I)(c)(ii) Statement showing holding of securities (including shares, warrants, convertible securities) of persons (together with PAC) belonging to the category "Public" and holding more than 5% of the total number of shares of the company



Sr. No.	Name(s) of the shareholder(s) and the Persons Acting in Concert (PAC) with them	Number of shares	Shares as a percentage of total number of shares {i.e., Grand Total (A)+(B)+(C) indicated in Statement at para (I)(a) above}	Details of warrants		Details of convertible securities		Total Shares (including underlying shares assuming full conversion of warrants and convertible securities) as a % of diluted share capital
				Number of warrants	As a % total number of warrants of the same class	Number of convertible securities held	% w.r.t total number of convertible securities of the same class	
1	TANO MAURITIUS INDIA FVCI	2500000	14.25		0	0	0	
2			0.00		#VALUE!		#VALUE!	
TOTAL		2500000	14.25	0	#VALUE!	0	#VALUE!	0

TARUN CHABRA
 Company Secretary
 JHS Svendgaard Laboratories Limited



(I)(d) Statement showing details of locked-in shares


Sr. No.	Name of the shareholder	Number of locked-in shares	Locked-in shares as a percentage of total number of shares (i.e., Grand Total (A)+(B)+(C) indicated in Statement at para (I)(a) above)
1	Nikhil Nanda	2630518	14.99
2			0.00
TOTAL		2630518	14.99

Tarun
TARUN CHHABRA
Company Secretary
JHS Svendgaard Laboratories Limited

(II)(a) Statement showing details of Depository Receipts (DRs)

Sr. No.	Type of outstanding DR (ADRs, GDRs, SDRs, etc.)	Number of outstanding DRs	Number of shares underlying outstanding DRs	Shares underlying outstanding DRs as a percentage of total number of shares {i.e., Grand Total (A)+(B)+(C) indicated in Statement at para (D)(a) above}
1	0	0	0	0.00
2				0.00
3				0.00
TOTAL		0	0	0.00

Taxila
TAXILA
Company Secretary
JHS Svendgaard Laboratories Limited



(II)(b) Statement showing holding of Depository Receipts (DRs), where underlying shares held by "promoter/promoter group" are in excess of 1% of the total number of shares

Sr. No.	Name of the DR Holder	Type of outstanding DR (ADRs, GDRs, SDRs, etc.)	Number of shares underlying outstanding DRs	Shares underlying outstanding DRs as a percentage of total number of shares {i.e., Grand Total (A)+(B)+(C) indicated in Statement at para (I)(a) above}
1		0	0	0.00
2		0	0	0.00
TOTAL			0	0.00

Tarun
TARUN CHHABRA
Company Secretary
JHS Svendgaard Laboratories Limited