



AUDITORS' REPORT

To,  
The Members of  
JHS SVENDGAARD INFRASTRUCTURE PRIVATE LIMITED

**Report on the Financial Statements**

We have audited the accompanying financial statements of JHS SVENDGAARD INFRASTRUCTURE PRIVATE LIMITED ("the company"), which comprise the Balance Sheet as at March 31, 2014 and the Statement of Profit & Loss Account for the year then ended, and a summary of significant accounting policies and other explanatory information.

**Management's Responsibility for the Financial Statements**

Management is responsible for the preparation of these financial statements that give a true and fair view of these financial position, financial performance and cash flows of the company in accordance with the Accounting Standard referred to in sub-section (3C) of section 211 of the Companies Act, 1956 ("the Act") read with General Circular 15/2013 dated 13 September, 2013 of the Ministry of Corporate Affairs in respect of Section 133 of the Companies Act, 2013. This responsibility includes the design, implementation and maintenance of internal control relevant to the preparation of the financial statements that give a true and fair view and are free from material misstatement, whether due to fraud or error.

**Auditor's Responsibility**

Our responsibility is to express an opinion on these financial statements based on our audit. We conducted our audit in accordance with the standards on Auditing issued by the Institute of Chartered Accountants of India. Those Standards require that we comply with ethical requirements and plan and perform audit to obtain reasonable assurance about whether the financial statements are free from material misstatement.

An audit involves performing procedures to obtain audit evidence about the amounts and disclosures in the financial statements. The procedures selected depend on auditor's judgment, including the assessment of the risks of material misstatement of the financial statements, whether due to fraud or error. In making those risk assessment, the auditor consider internal control relevant to the Company's preparation and fair presentation of the financial statements in order to design audit procedures that are appropriate in the circumstances. An audit also includes evaluating the appropriateness of accounting policies used and the reasonableness of the accounting estimates made by the management, as well as evaluating the overall presentation of the financial statements.

We believe that the audit evidence we have obtained is sufficient and appropriate to provide a basis for our audit opinion.

---

XVI/1690, 2<sup>nd</sup> & 3<sup>rd</sup> Floor, Arya Samaj Road, Karol Bagh, New Delhi – 110005.  
Ph. No.: 011-28753090, 9868806143, 9312506482 E. Mail: ca\_lalit@yahoo.co.in

---





**Opinion**


In our opinion to the best of our information and according to the explanations given to us, the financial statements give the information required by the Act in the manner so required and give a true and fair view in conformity with the accounting principles generally accepted in India:

- a. In the case of the Balance Sheet, of the STATE OF AFFAIRS of the Company as at 31<sup>st</sup> March, 2014.
- b. In the case of the Profit & Loss Account, of the LOSS for the year ended on that date.

**Report on Other Legal and Regulatory Requirements**

- i. This Report does not include a statement on the matters specified in paragraph 4 of the Companies (Auditor's Report) Order, 2003 issued by the Department of Company affairs in terms of sub-section (4A) of Section 227 of the Companies Act, 1956, since in our opinion and according to the information and explanations given to us, the said order is not applicable to the company.
- ii. As required by the section 227(3) of the Act, we report that:
  - a. We have obtained all the information and explanations which to the best of our knowledge and belief were necessary for the purpose of audit.
  - b. In our opinion proper books of accounts as required by law have been kept by the company so far as appears from our examination of those books.
  - c. The Balance Sheet, Statement of Profit and Loss dealt with by this report are in agreement with the books of account.
  - d. In our opinion, the Balance Sheet, Statement of Profit and Loss comply with the Accounting Standards referred to in sub-section (3C) of section 211 of the Companies Act, 1956.
  - e. On the basis of written representations received from the directors as on March 31, 2014 and taken on record by the Board of Directors, none of the directors is disqualified as on March 31, 2014, from being appointed as a director in terms of clause (g) of sub-section (1) of section 274 of the Companies Act, 1956.
  - f. Since the Central Government has not issued any notification as to the rate at which the cess is to be paid under section 441A of the Companies Act, 1956 nor has it issued any Rules under the said section, prescribing the manner in which such cess is to be paid, no cess is due and payable by the company.

For L. K. KAPOOR & CO.  
Chartered Accountants


  
( CA. L. K. KAPOOR )

Prop.

Ms. No. 086942

Firm Regd. No.: 08099N

Place : New Delhi  
Date : 26.08.2014



**JHS SVENDGAARD INFRASTRUCTURE PRIVATE LIMITED**

Regd. Office : B-1/E-23, Mohan Co-operative Indl. Area, Mathura Road, New Delhi - 44

CIN : U45200DL2007PTC159306

**BALANCE SHEET AS AT 31st MARCH , 2014**

	Note No.	Amounts in Rupees	
		As at 31 March, 2014	As at 31 March, 2013
<b>I. EQUITY AND LIABILITIES</b>			
<b>1. Shareholders' Funds:</b>			
a) Share Capital	1	120,000	120,000
b) Reserves and Surplus	2	(359,474)	(345,359)
<b>2. Share Application money pending allotment</b>			
Share Application money pending allotment		-	-
<b>3. Non-current Liabilities</b>			
(a) Long Term Borrowings	3	-	-
(b) Deferred Tax Liabilities (Net)		-	-
(c) Other Long Term Liabilities		-	-
(d) Long Term Provisions		-	-
<b>4. Current Liabilities</b>			
(a) Short Term Borrowings	4	6,000,000	6,377,810
(b) Trade Payables		-	-
(c) Other Current Liabilities		10,000	15,500
(d) Short Term Provisions		-	-
<b>Total</b>		<b>5,770,526</b>	<b>6,167,951</b>
<b>II. ASSETS</b>			
<b>1. Non-current Assets</b>			
(a) Fixed Assets	5	-	-
(i) Tangible Assets		-	-
(ii) Intangible Assets		-	-
(iii) Capital Work-in-Progress		-	-
(iv) Intangible Assets under development		-	-
(b) Non-Current Investments		-	-
(c) Deferred Tax Assets (Net)		176,217	166,957
(d) Long Term Loans and Advances		5,569,190	5,948,500
(e) Other Non-Current Assets		-	-
<b>2. Current Assets</b>			
(a) Current Investments	6	-	-
(b) Inventories		-	-
(c) Trade Receivables		-	-
(d) Cash and Bank Balances		25,119	52,494
(e) Short Term Loans and Advances		-	-
(f) Other Current Assets		-	-
<b>Total</b>		<b>5,770,526</b>	<b>6,167,951</b>

See accompanying Significant Accounting Policies and Notes to the financial statements.

As per our attached report of even date attached

**For L. K. KAPOOR & CO.**

Chartered Accountants

FRN No. 08099N

CA. Lalit Kumar Kapoor

Proprietor

Membership No. 086942

Place : New Delhi

Date : 26.08.2014



On behalf of the Board of Directors

**JHS SVENDGAARD INFRASTRUCTURE PVT. LTD.**

(Nikhil Nanda)

DIN: 00051501

Address-D-201,

Defence Colony

New Delhi-110024

(Sushma Nanda)

DIN: 01223706

Address-D-201,

Defence Colony

New Delhi-110024

**JHS SVENDGAARD INFRASTRUCTURE PRIVATE LIMITED**

Regd. Office : B-1/E-23, Mohan Co-operative Indl. Area, Mathura Road, New Delhi - 44

CIN :U45200DL2007PTC159306

**STATEMENT OF PROFIT AND LOSS FOR THE YEAR ENDED 31ST**

	Note No.	Amounts in Rupees	
		As at 31 March, 2014	As at 31 March, 2013
<b>I. INCOME</b>			
i. Revenue From Operations:		-	-
ii. Other Income		-	-
<b>Total Revenue</b>		-	-
<b>II. EXPENDITURES</b>			
i. Cost of Materials Consumed		-	-
ii. Employee Benefits Expense		-	-
iii. Finance Costs	7	7,875	7,135
iv. Depreciation and Amortization Expense		-	-
v. Other Expenses	8	14,600	10,500
<b>Total Expenses</b>		<b>22,475</b>	<b>17,635</b>
<b>III. Profit before exceptional and extraordinary items and tax (III-IV)</b>		<b>(22,475)</b>	<b>(17,635)</b>
IV. Exceptional Items		900	-
<b>V. Profit before extraordinary items and tax (V - VI)</b>		<b>(23,375)</b>	<b>(17,635)</b>
VI. Extraordinary Items		-	-
<b>VII. Profit before tax (VII- VIII)</b>		<b>(23,375)</b>	<b>(17,635)</b>
<b>VIII. Tax Expense:</b>			
(1) Current Tax		-	-
(2) Deferred Tax Assets		9,260	7,765
<b>IX. Profit (Loss) for the period (XI + XIV)</b>		<b>(14,115)</b>	<b>(9,870)</b>
<b>X. Earnings per equity share:</b>	8		
(1) Basic earnings per share		(1.95)	(1.72)
(2) Diluted earnings per share		(1.95)	(1.72)

See accompanying Significant Accounting Policies and Notes to the financial statements.

As per our attached report of even date attached

For **L. K. KAPOOR & CO.**

Chartered Accountants

FRN No. 08099N

CA. Lalit Kumar Kapoor

Proprietor

Membership No. 86942




Place : New Delhi

Date : 26.08.2014



On behalf of the Board of Directors

**JHS SVENDGAARD INFRASTRUCTURE PVT. LTD.**



  
 (Nikhil Nanda) (Sushma Nanda)  
 DIN: 00051508 DIN: 01223706  
 Address-D-201, Defence Colony Address-D-201, Defence Colony  
 New Delhi-110024 New Delhi-110024

**I. Significant Accounting Policies**

**1. Basis of preparation of Financial Statements**

The Financial Statements have been prepared to comply in all material respects with the Accounting Standards notified by Companies (Accounting Standards) Rules, 2006, (as amended) and the relevant provision of the Companies Act, 1956. The Financial Statements have been prepared on an accrual basis and under the under the historical cost convention. The accounting policies have been constantly applied by the company.

The financial statements are prepared in accordance with Generally Accepted Accounting Principles in India under the historical cost convention on the accrual basis of accounting and comply with the mandatory accounting standards and statements issued by Institute of Chartered Accountants of India (ICAI) and the provisions of the Companies Act, 1956.

**2. Use of Estimates**

The preparation of the financial statements in conformity with generally accepted accounting principles requires management to make estimates and assumptions that affect the reported amounts of assets and liabilities on the date of the financial statements, revenue and expenses during the reporting period. Although such estimates and assumptions are made on reasonable and prudent basis taking into account all available information, actual results could differ from these estimates and assumptions and such differences are recognized in the period in which the results are crystallized.

**3. Fixed Assets and Depreciation**

- a) Fixed Assets are stated at cost of acquisition, which is inclusive of taxes, freight, installation and allocated incidental expenditure during construction/ acquisition and exclusive of CENVAT Credit is available to the Company.
- b) Advances paid towards the acquisition of fixed assets outstanding at balance sheet date and the cost of fixed assets not put to use before such date are disclosed under the head Capital Work-in-Progress.
- c) Depreciation on fixed assets, except intangibles is provided at minimum rates prescribed in Schedule XIV of the Companies Act, 1956 on straight line basis on pro rata basis from the respective number of days after addition/ before discard or sale of fixed assets.
- d) Individual assets costing Rs. 5,000 or less are fully depreciated in the year of purchase.
- e) Intangible assets comprise of Computer Software and are amortized over a period of five years. All costs relating to up gradation /enhancements are generally charged off as revenue expenditure unless they bring significant additional benefits of enduring nature.

**4. Impairment of Assets**

An asset is treated as impaired when carrying cost of assets exceeds its recoverable amount. An impairment loss is charged to the profit and loss account when asset is identified as impaired. Reversal of impairment loss recognized in prior periods is recorded when there is an indication that impairment loss recognized for the assets no longer exists or has decreased. An impairment loss is reversed only to the extent that the asset's carrying amount does not exceed the carrying amount that would have been determined net of depreciation or amortized, if no impairment loss has been recognized Post impairment, depreciation is provided on the revised carrying value of the asset



over its remaining useful life. The Company periodically assesses using external and internal resources whether there is an indication that an asset may be impaired.

**5. Borrowing Cost**

Borrowing costs that are directly attributable to the acquisition or construction or production of qualifying assets are capitalized as part of the cost of such assets. A qualifying asset is one that necessarily takes substantial period of time to get ready for intended use. All other borrowing costs are recognized as an expense in the period in which they are incurred and charged to revenue.

**6. Investments**

Investments are valued as per AS - 13 "Accounting for Investments". Investments that are readily realisable and are intended to be held for not more than One year are classified as current investments. All other investments are classified as long-term investments, even though they may be readily marketable. The cost of an investment includes acquisition charges such as brokerage, fees and duties.

Current investments are carried at lower of cost and fair value determined on an individual investment basis.

Long-term investments including investments in subsidiaries are carried at cost. However, provision for diminution in value is made to recognize a decline other than temporary in the value of the investments.

**7. Accounting for taxes on income**

a) Tax expenses comprises of Current Tax, Deferred Tax and Wealth Tax. Current Income Tax is measured at the amount expected to be paid to the tax authorities in accordance with the Indian Income Tax Act, 1961.


b) Deferred Income Tax reflects the impact of current year timing differences between taxable income and accounting income for the year and reversal of timing differences of earlier years. Deferred Tax is measured based on the tax rates and the tax law enacted or substantially enacted at the balance sheet date. Deferred tax assets are recognized only to the extent there is reasonable certainty that sufficient future taxable income will be available against which these assets can be realized in future where as in cases of existence of carry forward of losses or unabsorbed depreciation, deferred tax assets are recognized only if there is virtual certainty of realization backed by convincing evidence. Deferred tax assets are reviewed at each balance sheet date.

c) Minimum Alternative Tax (MAT) payable under the provisions of the Income-tax Act, 1961 is recognized as an assets in the year in which credit become eligible and is set off to the extent allowed in the year in which the entity becomes liable to pay income tax at the enacted tax rates.

**8. Provisions, Contingent Liabilities and Contingent Assets**

Contingent liabilities are not recognized but are disclosed in the notes to accounts. Payment in respect of such Contingent liabilities, if any, is shown as balance with Statutory Authorities under head loans and advances, till the final outcome of the matter.

Contingent Assets are neither recognized nor disclosed in the financial statements.



Provisions are recognized when the company has a present obligation as a result of past event and it is probable that an outflow of resources will be required to settle obligation(s), in respect of which estimate can be made for the amount of obligation. Provisions are not discounted to its present value. These are reviewed at each balance sheet date and adjusted to reflect the current best estimates.

**9. Earnings per share**

Basic Earnings per share are calculated by dividing the net profit or loss for the year attributable to equity shareholders after tax (and including post tax effect of any extra-ordinary item) by the weighted average number of equity shares outstanding during the year. The weighted average number of equity shares outstanding during the period, are adjusted for events of bonus issue to existing shareholders.

For the purpose of calculating diluted earnings per share, the net profit or loss attributable to equity shareholders and the weighted average number of shares outstanding are adjusted for the effects of all dilutive potential equity shares, if any, except when the results would be anti-dilutive.

**10. Leases**

**Operating lease**

**As Lessee**

Lease arrangements, where the risks and rewards incidental to ownership of an asset substantially vest with the lessor, are recognized as an operating lease. Lease payments under operating lease are recognized as an expense in the Profit and Loss Account on a straight-line basis over the lease period.

**As Lessor**

The assets given under operating lease are shown in the Balance Sheet under fixed assets and depreciated on a basis consistent with the depreciation policy of the Company. The lease income is recognized in the Profit and Loss Account on a straight-line basis over the lease period.


**Finance lease**

Assets taken on finance lease are capitalized at an amount equal to the fair value of the leased assets or the present value of minimum lease payments at the inception of the lease, whichever is lower. Such leased assets are depreciated over the lease tenure or the useful life, whichever is shorter. The lease payment is apportioned between the finance charges and reduction of outstanding liability. The finance charge is allocated to the periods over the lease tenure to produce a constant periodic rate of interest on the remaining liability.

**11. Events Occurring after Balance Sheet Date:**

Events occurring after balance sheet date have been considered in the preparation of financial Statements.

Place: New Delhi  
Date: 26.08.2014

For and on behalf of the Board  
  
(Nikhil Nanda) (Sushma Nanda)  
Director Director  
DIN: 00051501 01223706



# JHS SVENDGAARD INFRASTRUCTURE PRIVATE LIMITED

CIN : U45200DL2007PTC159306

Notes annexed to and forming part of the Balance Sheet

Amounts in Rupees

	As at 31 March, 2014	As at 31 March, 2013
--	-------------------------	-------------------------

## NOTES '1' : SHARE CAPITAL

### Authorised Share Capital:

100000 equity shares of Rs. 10 each.

1,000,000	1,000,000
-----------	-----------

### Issued, Subscribed and Paid up Capital :

10000 equity shares of Rs.10 each, fully paid up

120,000	120,000
---------	---------

### a. Reconciliation of shares outstanding at the beginning and at the end of the reporting period

#### Equity shares

Particulars	As at 31 March 2014		As at 31 March 2013	
	Number	Value (Rs.)	Number	Value (Rs.)
Shares outstanding at the beginning of the year	12,000	120,000	10,000	100,000
Shares Issued during the year			2,000	20,000
Shares bought back during the year	-	-	-	-
Shares outstanding at the end of the year	12,000	120,000	12,000	120,000

### b. Terms /rights attached to equity shares

The company has one class of equity shares having a par value of Rs.10 each per share. Each shareholder of equity share is entitled to one vote per share.

### c. Disclosures of shareholders holding more than 5% shares in the company

Equity share of Rs.10 each fully paid	As at 31 March 2014		As at 31 March 2013	
	No. of Shares	% of Holding	No. of Shares	% of Holding
Nikhil Nanda	5,000	41.67%	5,000	41.67%
Sushma Nanda	5,000	41.67%	5,000	41.67%
Ranjana Sharma	2,000	16.66%	2,000	16.66%
	<b>12,000</b>	<b>100.00%</b>	<b>12,000</b>	<b>100.00%</b>

d. Aggregate number of bonus shares issued, share issued for consideration other than cash and shares bought back during the period of five years immediately preceding the reporting date is Nil.

## NOTE '2' : RESERVE AND SURPLUS

### Surplus/(deficit) in the statement of Profit and Loss

Opening balance	(345,359)	(335,489)
(+/-) Net Profit/(Net Loss) for the current year	(14,115)	(9,870)
(-) Proposed Dividends and tax on proposed dividend	-	-
<b>TOTAL</b>	<b>(359,474)</b>	<b>(345,359)</b>

## NOTE '3' : NON CURRENT LIABILITIES

(a) Long Term Borrowings	-	-
(b) Deferred Tax Liabilities (Net)	-	-
(c) Other Long Term Liabilities	-	-
(i) Trade Payables	-	-
(ii) Others:	-	-
Total	-	-
(d) Long Term Provisions	-	-

## NOTE '4' : CURRENT LIABILITIES

(a) Short Term Borrowings	-	-
Secured	-	-
Unsecured	-	-
(i) Loan from other parties repayable on demand	1,000,000	1,000,000





(ii) Loans and Advances from related parties (interest free)	5,000,000	5,377,810
<b>Total</b>	<b>6,000,000</b>	<b>6,377,810</b>
<b>(b) Trade Payables</b>		
Micro, Small and Medium Enterprises	-	-
Others	-	-
<b>Total</b>	<b>-</b>	<b>-</b>
<b>(c) Other Current liabilities</b>		
(i) Current maturities of long-term debt	-	-
(ii) Current maturities of finance lease obligations	-	-
(iii) Interest accrued but not due on borrowings	-	-
(iv) Interest accrued and due on borrowings	-	-
(v) Unpaid dividends	-	-
(vi) Other payables:		
Expenses payables	10,000	6,500
TDS Payables	-	-
(vii) Bank Overdraft	-	-
(viii) Others	-	9,000
<b>Total</b>	<b>10,000</b>	<b>15,500</b>

4.1. In accordance with Micro, Small and Medium Enterprises Development Act, 2006 which came into force with effect from October 2,2006 the Company is required to identify the Micro, Small and Medium suppliers and pay them interest on overdue amount beyond the specified period irrespective of the terms agreed with the suppliers. The company is in process of identification of Macro, Small & Medium Enterprises, suppliers and service providers, at this point of time, if any. However, in absence of adequate records of vendors, the liability of interest, if any, cannot be reliably estimated. Management is of opinion that there will be no liability in view of supplier of the Company. there will be no liability in view of supplier profile of the company

4.2. The provision for all liabilities is adequate and not in excess of the amounts considered reasonably necessary.

**NOTE '5' : NON CURRENT ASSETS**

<b>(a) Fixed Assets</b>		
(i) Tangible assets	-	-
(ii) Intangible assets	-	-
(iii) Capital work-in-progress	-	-
(iv) Intangible assets under development	-	-
<b>(b) Non Current Investments</b>	-	-
<b>(c) Deferred Tax Assets (Net)</b>	-	-
<b>Deferred Tax Assets Related to Fixed Assets</b>	-	-
Fixed assets: Impact of difference between tax depreciation and depericiation/amortisation charged for the financial reporting period	-	-
<b>Gross deferred tax Assets</b>	<b>-</b>	<b>-</b>
<b>Deferred Tax Asset related to Profit &amp; Loss Account</b>		
Impact of expenditure charged to the statement of profit and loss in the allowed for tax purposes on payment basis	-	-
Others	176,217	166,957
<b>Gross Deferred Tax Asset</b>	<b>176,217</b>	<b>166,957</b>
<b>Net Deferred Tax Asset</b>	<b>176,217</b>	<b>166,957</b>

S.c. As specified in Accounting Standard 22 on "Accounting for Taxes on Income" issued by ICAI, deferred tax assets arising out of Timing Differences is amounting to Rs.176217/- during the year ending on 31st March, 2014 (Previous Year - Rs.166957/-)

<b>(d) Long Term Loans and Advances</b>		
<b>Unsecured and Considered good</b>		
(i) Capital Advances	-	-
(ii) Security Deposits	-	-
(iii) Loans and Advances to related parties	2,529,190	2,908,500
(iv) Other Loans and Advances	3,040,000	3,040,000
<b>Total</b>	<b>5,569,190</b>	<b>5,948,500</b>
<b>(e) Other Non-current Assets</b>		
(i) Long Term Receivables (unsecured and considered good)	-	-
(i) Debts due by related parties (unsecured and considered good)	-	-
(ii) Others	-	-



Total

- -

**NOTE '6' : CURRENT ASSETS**

(a) Current Investments	-	-
(b) Inventories	-	-
(c) Trade Receivables		
(i) Trade receivable outstanding for a period less than six months from due date		
Unsecured, considered good	-	-
(ii) Trade receivable outstanding for a period exceeding six months from the due date		
Unsecured, considered good	-	-
Unsecured, considered doubtful	-	-
Less: Provision for doubtful debts	-	-
<b>Total</b>	<b>-</b>	<b>-</b>
<b>Trade Receivable stated above include debt due by:</b>		
Company in which director is a director	-	-
(d) Cash and Bank balances		
Cash and Cash equivalents		
Balances with Banks		
On Current Accounts	5,699	18,074
Cash on hand	19,420	34,420
<b>Total</b>	<b>25,119</b>	<b>52,494</b>
(e) Short Term Loans and Advances		
(i) Loans and Advances to related parties		
Unsecured, considered good	-	-
Unsecured, considered doubtful	-	-
Less: Provision for doubtful loan and advances	-	-
(ii) Other Loans and Advances		
Unsecured, considered good	-	-
TDS receivables	-	-
Advances to suppliers	-	-
Unsecured, considered doubtful	-	-
Less: Provision for doubtful loan and advances	-	-
<b>Total</b>	<b>-</b>	<b>-</b>
(f) Other Current Assets		
(i) Non-current bank balances (fixed deposits with more than 12 months)	-	-
(ii) Others		
Prepaid expenses	-	-
Prepaid Subscription	-	-
Interest accrued on fixed deposits	-	-
<b>Total</b>	<b>-</b>	<b>-</b>

6.1. In the opinion of the Board, the current assets, loans and advances appearing in the Company's Balance Sheet as at year end wo have realizable value at least equal to the respective amounts at which they are stated in the balance sheet.

6.2. The balances of the accounts comprised in trade receivables, trade payables, borrowings and advances are subject to confir ation/reconciliation and consequential adjustments.

On behalf of the Board of Directors  
JHS SVENDGAARD INFRASTRUCTURE PVT. LTD.

Place : New Delhi  
Date : 26.08.2014



*(Signature)*  
(Nikhil Nanda)  
DIN: 00051501  
Address-D-201,  
Defence Colony  
New Delhi-110024

*(Signature)*  
(Sushma Nanda)  
DIN: 01223706  
Address-D-201,  
Defence Colony  
New Delhi-110024

**JHS SVENDGAARD INFRASTRUCTURE PRIVATE LIMITED**

CIN :U45200DL2007PTC159306

Notes annexed to and forming part of the Statement of Profit & Loss

	Amounts in Rupees	
	As at 31 March, 2014	As at 31 March, 2013
<b>NOTE '7' FINANCE COST</b>		
Bank Charges	7,875	7,135
<b>Total</b>	<b>7,875</b>	<b>7,135</b>
<b>NOTE '8' OTHER EXPENSES</b>		
<b>Establishment Expenses:</b>		
Filing Fees	600	1,500
Payment to Auditors*	14,000	9,000
<b>Total</b>	<b>14,600</b>	<b>10,500</b>
<b>8.1. PAYMENT TO AUDITORS AS:</b>		
<b>Auditors*</b>		
Statutory Audit fees	10,000	6,500
Income Tax	4,000	2,500
<b>Total</b>	<b>14,000</b>	<b>9,000</b>
*Including service tax, where applicable.		
<b>8.2. Earnings/Expenditure/Remittances in Foreign Currency</b>	Nil	Nil
<b>8.3. In absence of any taxable profit no provision for Income Tax has been made for the year as per the provisions of the Income Tax Act, 1961.</b>		

**NOTE '9' EARNING PER SHARE (EPS):**

Net Profit after tax as per Statement of Profit and Loss attributable to Equity Shareholders.	(23,375)	(17,635)
Weighted Average number of equity shares used as denominator for calculating EPS	12,000	10,225
Basic Earning per share	(1.95)	(1.72)
Diluted Earning per share	(1.95)	(1.72)
Face Value per equity share	10	10

**NOTE '10' CONTINGENT LIABILITIES AND COMMITMENTS:**

<b>(I) Contingent Liabilities</b>		
(a) Claims against the company/ disputed liabilities not acknowledged a debts	-	-
(b) Guarantees	-	-
(c) Other Money for which the company is contingently liable.	-	-
<b>(II) Commitments</b>		
(a) Estimated amount of contracts remaining to be executed on capital a and not provided for	-	-
(b) Uncalled Liability on Shares and Other investments partly paid.	-	-
(c) Other Commitments.	-	-

**NOTE '11'** As per Accounting Standard 15 " Employee Benefits " the disclosures as defined in the accounting standard are not applicable to the Company, therefore, not provided for.

**NOTE '12'** There is no employees drawing salary in excess of provision made under section 217(2A) of the Companies Act, 1956 during the year.

**NOTE '13'** Quantities and value analysis of goods traded in / manufactured are nil. Since , the company has not yet started any manufacturing or/and trading operations.

**NOTE '14'** Section 349 of the Companies Act, 1956 is not being enumerated since no commission has been paid to the directors and no remuneration has been paid to the Directors as per Schedule XIII to the Companies Act, 1956.

**NOTE '15' Related Party**

The Disclosures as required by the Accounting Standard -18 (Related Party Disclosure) are as under:


**a. Name of related parties and description of relationship**

**S.No. Relationships**

i. Key Management Personnel

**Name of Related Party**

- a) Mr. Nikhil Nanda, Director  
b) Mrs. Susma Nanda, Director



- ii. Relatives of Key Managerial Personnel
- iii. Enterprises over which significant influence can be exercised by mentioned in (i) & (ii) above or enterprise that have a member of key management in common with the reporting enterprise.

a) Mr. H. C. Nanda

- a) Number One Real Estate Private Limited
- b) JHS Svendgaard Hygiene Products Ltd.  
(Unit of JHS Svendgaard Laboratories Ltd.)
- c) Wave Hygiene Products  
(Unit of JHS Svendgaard Laboratories Ltd.)

**b. Transaction with related parties taken place during the year:**

S. No.	Transactions	Key Management Personnel & Relatives of Key Management	Enterprises over which Key Management Personnel & their Relatives exercise signification influence.
		Personnel	
<b>A. UNSECURED LOAN:</b>			
(i)	Loan Taken	-	5000000 (5000000)
(ii)	Loan Repaid	377810 (0)	5000000 (0)
<b>B. LOAN &amp; ADVANCES :</b>			
(i)	Advances Repaid	-	379310 (41500)
(ii)	Advances Given	-	-

**c. Details of material transactions with related parties:**


<b>A. UNSECURED LOAN:</b>			
(i)	Loan Taken	-	5000000 (5000000)
a)	JHS Svendgaard Hygiene Products Ltd.	-	5000000 (5000000)
	<b>Total</b>		<b>(5000000)</b>
(ii)	Loan Repaid	-	5000000 (5000000)
a)	JHS Svendgaard Hygiene Products Ltd.	377810	-
b)	Nikhil Nanda	(0)	-
	<b>Total</b>	<b>377810 (0)</b>	<b>5000000 (0)</b>
<b>B. LOAN &amp; ADVANCES :</b>			
(i)	Advances Repaid	-	379310 (11500)
a)	Number One Real Estate Pvt. Ltd.	-	0
b)	Wave Hygiene Products	-	30000
	<b>Total</b>		<b>379310 (41500)</b>

**d. Material Balances with Related Parties.**

(i)	Unsecured Loan	5000000	-
	<b>Total</b>	<b>(377810)</b>	
(ii)	Loan and Advances	-	2529190 (2908500)
	<b>Total</b>		<b>(2908500)</b>

**e. Material Balances with Related Parties.**

- (i) Unsecured Loan



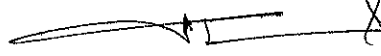

a) Nikhil Nanda	5000000	-
	(377810)	
<b>Total</b>	<b>5000000</b>	<b>-</b>
	<b>(377810)</b>	

**(ii) Loan and Advances**

a) Number One Real Estate Pvt. Ltd.	-	2529190
		(2908500)
<b>Total</b>	<b>-</b>	<b>2529190</b>
		<b>(2908500)</b>

\* Figures in brackets pertain to previous year

On behalf of the Board of Directors  
**JHS SVENDGAARD INFRASTRUCTURE PVT. LTD.**


  
**(Nikhil Nanda)**                      **(Sushma Nanda)**  
 DIN: 00051501                      DIN: 01223706  
 Address-D-201,                      Address-D-201,  
 Defence Colony,                      Defence Colony  
 New Delhi-110024                      New Delhi-110024

Place : New Delhi  
 Date : 26.08.2014

