

The National Stock Exchange of India Limited
Exchange Plaza", 5th Floor,
Plot No. C/1, G Block,
Bandra-Kurla Complex, Bandra (East),
MUMBAI – 400 051
NSE Symbol: JHS

BSE Limited
Phiroze Jeejeebhoy Towers,
Dalal Street,
MUMBAI - 400 001
Scrip Code: 532771

Sub: Outcome of Board Meeting- June 23, 2020 and Audited Financial Results for the Quarter and Financial ended March 31, 2020

Ref: Regulation 6 and Regulation 30 of the SEBI (Listing Obligations and Disclosure Requirements) Regulations, 2015 read with SEBI Circular No. CIR/CFD/CMD/4/2015 dated September 9, 2015

Pursuant to the applicable provisions of SEBI (Listing Obligations and Disclosure Requirements) Regulations, 2015 ("Listing Regulations"), including Regulation 30 & 33, this is to inform you that the Board of Directors of JHS SVENDGAARD LABORATORIES LTD ('the Company'), at their meeting held today, i.e., June 23, 2020, has inter alia approved:

1. the Standalone & Consolidated Audited Financial Results for the quarter and financial year ended on March 31, 2020. Copy of duly signed Annual Audited Financial Results (Standalone and Consolidated) for the Quarter and financial year ended on March 31, 2020 along with the Auditors Report thereon and declaration in respect of Audit Report with unmodified opinion under Regulation 33 of the Listing Regulations is enclosed herewith as **Annexure A**.
2. Appointment of Ms. Kirti Maheshwari as the Company Secretary (Key Managerial Personnel) and Compliance Officer of the Company w.e.f. June 23, 2020.
3. Appointment of Mr. Rajagopal Chakravarthi Venkatesh DIN: 00259537 and Mr. Kapil Minocha, DIN: 02817283 as an Additional Directors of the Company and in the capacity of Independent Director, w.e.f. June 23, 2020 for a tenure of 5 years, subject to approval of members of the Company at the ensuing general meeting.

The Board of Directors also confirm that both the directors are not debarred from holding the office of director pursuant to any SEBI order or any such authority.

Enclosed herewith are the brief details of the appointees as mentioned in item no. 2 and 3 in **Annexure B**.

4. Increase and alteration of the Authorized Share Capital of the Company from Rs. 65,00,00,000/- (Rupees Sixty Five Crore only) divided into 6,50,00,000 (Six Crore

Fifty Lakh) Equity Shares of Rs. 10/- each to Rs. 70,00,00,000/- (Rupees Seventy Crore only) divided into 7,00,00,000 (Seven Crore) Equity Shares of Rs. 10/- each.

Such increase and alteration in the Authorized Share Capital of the Company will require consequent amendment in the Capital Clause of Memorandum of Association of the Company, subject to approval of the shareholders' of the Company in the ensuing General Meeting.

5. Issuance of 55,00,000 Fully Convertible Warrants ('Warrants'), convertible into equivalent number of Equity Shares of Rs. 10/- each, at an issue price of Rs. 20/- per Warrant aggregating to Rs. 11,00,00,000/- (Rupees Eleven Crore Only), on a preferential basis ('Preferential Allotment'), subject to the approval of the Shareholders of the Company and applicable regulatory authorities as the case may be, in accordance with the SEBI ICDR Regulations and other applicable laws.

The details as per SEBI circular dated September 09, 2015 are enclosed as **Annexure C**.

The notice of Extra-Ordinary Meeting of shareholders of the Company along with other relevant details will be submitted to the Exchange separately in due course of time.


The meeting of the Board of Directors commenced at 12:45 Noon and concluded at 04:15 P.M. Any further information in relation to the above matters shall be intimated to stock exchanges in due course.

We request you to kindly take the same on record.

Thanking You,

Yours faithfully

For JHS SVENDGAARD LABORATORIES LIMITED


Kirti Maheshwari
Company Secretary & Compliance Officer

Encl: As Above

JHS SVENDGAARD LABORATORIES LIMITED

Regd. Office: Trilokpur Road, Kheri (Kaisi-Amb), Tehsil Nahau, Distt. Sirmaour, Himachal Pradesh - 173038, INDIA

CIN:L1230HP2004PLC037558

STATEMENT OF AUDITED STANDALONE FINANCIAL RESULTS FOR THE QUARTER AND YEAR ENDED 31st MARCH, 2020

(Rs in Lakhs)

S.No.	Particulars	Quarter Ended	Quarter Ended	Quarter Ended	Year Ended 31st	Year Ended 31st
		31st March 2020	31st Dec 2019	31st March 2019	March 2020	March 2019
		Audited	Unaudited	Audited	Audited	Audited
1	Income					
	(a) Revenue from operations	4,049.97	3,507.22	3,358.28	13,295.61	11,906.08
	(b) Other Income	702.62	174.91	288.91	1,175.32	577.59
	Total Income	4,752.59	3,682.13	3,647.19	14,470.93	12,543.67
2	Expenses					
	(a) Cost of materials consumed	2,820.02	2,682.31	2,421.88	9,496.24	8,172.09
	(b) Purchases of stock-in-trade	21.51	-	6.33	21.51	6.33
	(c) Changes in inventories of finished goods, work-in-progress and stock-in-trade	74.27	(47.97)	155.45	190.13	300.83
	(d) Employee benefits expense	210.99	228.97	252.94	874.81	898.04
	(e) Finance costs	3.37	49.31	34.19	136.11	99.83
	(f) Depreciation and amortisation expenses	178.43	191.76	173.92	742.97	698.11
	(g) Other expenses	573.64	445.24	470.86	1,766.38	1,846.36
	Total expenses	3,884.23	3,549.67	3,551.52	13,228.15	12,021.79
3	Profit before exceptional items and tax (1-2)	868.36	132.46	125.67	1,242.78	521.88
4	Exceptional items (Refer note no.5)	(1,063.69)			(1,063.69)	
5	Profit before tax (3+4)	(195.33)	132.46	125.67	179.09	521.88
6	Tax expense/(income)					
	Current Tax	100.85	39.63	59.16	180.87	129.21
	Deferred Tax	(185.47)	(33.49)	(61.87)	(152.38)	32.49
	Tax for earlier years	-	(26.39)	-	(26.39)	-
7	Net Profit for the period (5-6)	(110.71)	152.71	128.38	176.99	368.18
8	Other comprehensive income					
(a)	-Items that will not be reclassified to profit or loss	(7.76)	1.88	5.84	(2.13)	7.51
	-Income tax relating to items that will not be reclassified to profit or loss	2.16	(0.51)	(1.62)	0.60	(2.09)
(b)	-Items that will be reclassified to profit or loss	-	-	-	-	-
	-Income tax relating to items that will be reclassified to profit or loss	-	-	-	-	-
9	Total comprehensive income for the period (7+8)	(118.30)	154.67	132.69	174.86	365.80
10	Paid-up equity share capital (Face value per share Rs. 10/-)	6,090.05	6,090.05	6,090.05	6,090.05	6,090.05
11	Reserve excluding revaluation reserves as per balance sheet of previous accounting year				12,009.75	11,909.40
12	Earnings per equity share					
	(a) Basic (Rs.)	(0.18)	0.25	0.21	0.29	0.39
	(b) Diluted (Rs.)	(0.18)	0.25	0.21	0.29	0.39



Statement of Assets and Liabilities		As at 31st March 2020	As at 31st March 2019
Particulars		Audited	Audited
A	ASSETS		
	Non-current assets		
	(a) Property, plant and equipment	5,608.11	6909.51
	(b) Capital work-in-progress	697.97	473.83
	(c) Right-of-use assets	174.41	0.00
	(d) Other Intangible assets	0.56	1.76
	(e) Financial Assets		
	(i) Investments	1,421.00	1484.36
	(ii) Loans	11.00	9.56
	(iii) Others	22.70	23.44
	(f) Non-current tax assets (net)	75.08	91.59
	(g) Deferred Tax Assets (net)	765.52	563.99
	(h) Other non-current assets	2,636.83	3115.40
	Total non-current assets	11,413.18	12,673.44
	Current assets		
	(a) Inventories	309.86	713.64
	(b) Financial Assets		
	(i) Investments	230.66	51.42
	(ii) Trade receivables	9,530.77	5608.36
	(iii) Cash and cash equivalents	26.67	34.15
	(iv) Bank balances other than (iii) above	24.62	25.91
	(v) Loans	266.64	675.09
	(vi) Other Financial Assets	137.33	327.41
	(c) Other non current tax assets	-	-
	(c) Other current assets	957.56	1716.78
	(d) Assets classified as held for sale	11.42	4.39
	Total current assets	11,495.53	9,157.15
	Total assets	22,908.71	21,830.59
B	EQUITY AND LIABILITIES:		
	Equity		
	(a) Equity Share Capital	6,090.05	6090.05
	(b) Other Equity	12,059.75	11909.40
	(c) Non-Controlling Interests		
	Total equity	18,149.80	17,999.45
	Liabilities		
	Non-current liabilities		
	(a) Financial liabilities		
	(i) Borrowings	35.57	65.85
	(ii) Lease liabilities	179.83	0.00
	(b) Provisions	110.33	81.00
	(c) Other non-current liabilities	-	3.00
	Total non-current liabilities	325.73	149.85
	Current liabilities		
	(a) Financial liabilities		
	(i) Borrowings	-	500.00
	(ii) Trade payables		
	- total outstanding dues of micro and small enterprises	338.92	229.63
	- total outstanding dues of creditors other than micro and small	3,179.83	2023.95
	(iii) Lease Liabilities	10.46	0.00
	(iii) Other financial liabilities	540.04	785.50
	(b) Other current liabilities	195.57	131.76
	(c) Provision	168.36	10.45
	Total current liabilities	4,433.18	3,681.29
	Total liabilities	4,758.91	3,831.14
	Total equity and liabilities	22,908.71	21,830.59



JHS SVENDGAARD LABORATORIES LIMITED
STATEMENT OF STANDALONE CASH FLOWS FOR THE YEAR ENDED 31 MARCH, 2020

Particulars	Year ended 31 March, 2020	Year ended 31 March, 2019
A. Cash Flow from Operating Activities		
Profit before exceptional items and tax	1242.79	521.88
Adjustments for:		
Provision/ write-back for inventory (net)	(54.73)	138.22
Depreciation and Amortization	742.97	698.11
Loss on disposal of Property Plant and Equipment (Net)	1.89	61.44
Interest Income	(43.24)	(125.66)
Government grant amortization	(3.00)	(1.00)
Provision for doubtful advances	-	-
Provision no longer required written back	-	(57.14)
Intangible assets under development written off	(9.79)	-
Advance/balances written off	-	(185.53)
Interest and finance Charges	136.12	99.83
TDS Written off (Other expenses)	(2.95)	-
Net gain on financial asset mandatorily measured at FYTP	(17.68)	(27.28)
Exchange(gain)/loss (net)	(615.98)	(24.20)
Fair value adjustments	(33.86)	2.24
Operating profit before working capital changes	1,342.55	1,106.92
Adjustments for :		
(Increase)/Decrease in inventories	458.50	16.79
(Increase)/Decrease in trade receivables	(3,306.43)	(1,304.78)
(Increase)/Decrease in Current Loans	373.64	(333.94)
(Increase)/Decrease in Other Current Assets	756.97	(725.58)
(Increase)/Decrease in Asset held for Sale	(7.03)	-
Investment in bank deposits (having original maturity of more than 3 months)	1.29	11.62
(Increase)/Decrease in Other Current Financial assets	180.55	861.89
(Increase)/Decrease in Non current Loans	0.00	0.33
(Increase)/Decrease in Other non-current assets	1,291.86	(993.57)
Increase/ (decrease) in Other Current Financial Liabilities	(120.17)	129.34
Increase/ (decrease) in Trade payables	1,205.18	325.71
Increase/ (decrease) in Lease Liabilities (Current)	10.45	-
Increase/ (decrease) in Short term provisions	1.63	9.63
Increase/ (decrease) in Long term provisions	29.34	14.34
Increase/ (decrease) in Non Current financial liabilities	218.83	-
Increase/ (decrease) in Other Current liabilities	63.37	(50.16)
Cash (used) from operations	2,560.73	(931.37)
Taxes Paid	16.50	(78.95)
Cash flow from exceptional items		
Loss on asset held for sale	(1,063.69)	-
Net cash generated/(used) from operating activities	1,513.54	(1,010.32)
B. Cash Flow from Investing Activities		
Purchase of Property Plant and Equipment	(833.82)	(301.46)
Right-of-use	174.41	-
Proceeds from sale of Property Plant and Equipment	2.83	31.92
Proceeds from Mutual funds	51.80	1,787.46
Investment in non convertible debentures	-	(205.03)
Investments in subsidiary companies	(150.00)	(1,231.01)
Sale proceeds of wave hygiene products business	-	-
Interest Income received	73.28	123.66
Amount received from PBG	-	-
Loan given to Corporates	-	-
Proceeds from repayment of loan to Corporates	-	400.00
Loan given to Shareholder	-4.63	(600.00)
Proceeds from repayment of loan given to shareholder	-	107.00
Change in Other bank balance and cash not available for immediate use	0.75	8.06
Net Cash generated/(used) in Investing activities	(676.12)	121.60



C. Cash Flow from Financing Activities


Proceeds from/ (repayment of) long term borrowings	(137.64)	(43.61)
Proceeds from/ (repayment of) short term borrowings	(500.00)	499.90
Repayment of lease liabilities	(39.00)	
Interest and financial charges	(168.26)	(85.19)
Net increase from financing activities	(844.90)	371.10
Net increase/(decrease) in cash and cash equivalents	(7.48)	(517.61)
Opening balance of cash and cash equivalents	34.15	551.76
Closing balance of cash and cash equivalents	26.67	34.15
Components of cash and cash equivalents as at end of the year		
Cash on hand	6.51	2.34
Balances with banks		
- on current account	18.11	29.86
- in term deposits with original maturity of 3 months or less	2.05	1.95
Cash and bank balance	26.67	34.15



Notes:

- 1 The above audited standalone financial results have been reviewed by the Audit Committee and approved by the Board of Directors of the Company in the respective meetings held on 23rd June, 2020. The same have been audited by the Statutory Auditors of the Company as required under Regulation 33 of the Securities and Exchange Board of India (Listing Obligations and Disclosure Requirements) Regulation, 2015.
- 2 Paid up equity share capital includes 1,63,40,000 equity shares allotted pursuant to conversion of share warrants. These shares are listed on 17th April, 2020.
- 3 In line with the provisions of Ind AS 108 - Operating Segments and on the basis the review of operations being done by the Management, the operations of the Company fall under Manufacturing of Oral Care products, which is considered to be the only reportable segment by the management.
- 4 The Company has applied Ind AS 116 - Leases (applicable from April 01, 2019), using the modified retrospective approach. As a result, the Company has recognized Right of Use Assets and corresponding lease liability amounting to Rs 199.38 lakhs. The expense towards such leases is now recorded as depreciation on Right of Use Assets and finance cost on lease liability, instead of rent expense. Interest amounting to Rs 29.91 lakhs and Depreciation amounting to Rs 24.97 lakhs have been considered in the Profit and Loss Account, instead of rent expense of Rs 39 lakhs.
- 5 The Company has assessed the recoverability of property plant and equipment and has identified certain property plant and equipment which were not in active use having gross value and written down value of ₹ 1776.53 lakh and ₹ 1073.69 lakh respectively. Consequently these assets have been carried its net realisable value and recognized under the head "Assets classified as held for Sale" at an estimated realisable value of ₹ 1.0 lakh. Therefore, loss of ₹ 1063.69 lakh has been charged to the statement of profit and loss shown as exceptional item.
- 6 The Ministry of Home Affairs vide its Order No.40-3/2020 dated 24.01.2020 had notified a nationwide lockdown in India to contain the outbreak of COVID19 pandemic. As a result, the operations of the Company were temporarily disrupted at its facilities with reference to Sales, Marketing, Personnel, warehouses and distribution locations. However, the Management has assessed that there is no material impact on the business operations. Accordingly, the Company has considered the possible effects that may result from the pandemic on the carrying amounts of its property, plant and equipment, investments, inventories, receivables and other current assets and liabilities. The Company has also evaluated its liquidity position, recoverability of its assets and based on current estimates expects that the carrying amount of these assets will be recovered. The Company has also considered internal and external information upto the date of approval of these standalone financial results. The impact of COVID-19 on the Company's financial results for the year 2019-20 may differ from that estimated as at the date of approval of these financial results. The Company will continue to closely monitor any material changes to future economic conditions. The impact of COVID-19 on future business of the Company would depend on future developments that cannot be reliably predicted at this stage.
- 7 In pursuance to Section 115BAA of the Income Tax Act, 1961 announced by Government of India through Taxation Laws (Amendment) Act, 2019, the Company has an irrevocable option of shifting to a lower tax rate along with consequent reduction in certain tax incentives including lapse of the accumulated MAT credit. The Company continues to recognise the taxes on income as per earlier provisions.
- 8 The Standalone Financial Results include the results for the quarter ended 31 March 2020 being the balancing figure between the audited figures in respect of the full financial year and the published unaudited year to date figures up to the third quarter of the current financial year.
- 9 Figures for the previous quarters/years have been regrouped and reclassified to conform with current quarter/year presentation, where ever applicable.

By Order of the Board


Nikhil Nanda
Managing Director
DIN : 00051501

Place : New Delhi
Date : 23 June, 2020

S.N.Dhawan & CO LLP

Chartered Accountants

Independent Auditor's Report

To the Board of Directors of JHS Svendgaard Laboratories Limited

Report on the Audit of Standalone Financial Results

Opinion

We have audited the Standalone Financial Results of **JHS Svendgaard Laboratories Limited** ("the Company") for the year ended 31 March 2020 included in the accompanying Statement of Standalone Financial Results for the quarter and year ended 31 March 2020 ("the Statement"), being submitted by the Company pursuant to the requirement of Regulation 33 of the SEBI (Listing Obligations and Disclosure Requirements) Regulations, 2015, as amended ("the Listing Regulations").

In our opinion and to the best of our information and according to the explanations given to us, the Statement:

- i. is presented in accordance with the requirements of Regulation 33 of the Listing Regulations in this regard; and
- ii. gives a true and fair view in conformity with the applicable Indian Accounting Standards prescribed under Section 133 of the Companies Act 2013 ("the Act") read with relevant rules issued thereunder and other accounting principles generally accepted in India, of the net profit and total comprehensive income and other financial information of the Company for the year ended 31 March 2020.

Basis for Opinion

We conducted our audit in accordance with the Standards on Auditing (SAs) specified under Section 143(10) of the Act. Our responsibilities under those Standards are further described in the *Auditor's Responsibilities for the Audit of the Statement* section of our report. We are independent of the Company in accordance with the Code of Ethics issued by the Institute of Chartered Accountants of India ("the ICAI") together with the ethical requirements that are relevant to our audit of the standalone financial statements under the provisions of the Act and the Rules thereunder, and we have fulfilled our other ethical responsibilities in accordance with these requirements and the ICAI's Code of Ethics. We believe that the audit evidence obtained by us is sufficient and appropriate to provide a basis for our opinion.

Management's Responsibilities for the Statement

This Statement has been prepared on the basis of the standalone annual financial statements. The Company's Board of Directors are responsible for the preparation and presentation of these Standalone Financial Results that give a true and fair view of the net profit and total comprehensive income and other financial information of the Company in accordance with the Indian Accounting Standards prescribed under Section 133 of the Act read with relevant rules issued thereunder and other accounting principles generally accepted in India and in compliance with Regulation 33 of the Listing Regulations. This responsibility also includes maintenance of adequate accounting records in accordance with the provisions of the Act for safeguarding of the assets of the Company and for preventing and detecting frauds and other irregularities; selection and application of appropriate accounting policies; making judgments and estimates that are



reasonable and prudent; and the design, implementation and maintenance of adequate internal financial controls, that were operating effectively for ensuring accuracy and completeness of the accounting records, relevant to the preparation and presentation of the Standalone Financial Results that give a true and fair view and are free from material misstatement, whether due to fraud or error.

In preparing the Standalone Financial Results, the Board of Directors are responsible for assessing the Company's ability to continue as a going concern, disclosing, as applicable, matters related to going concern and using the going concern basis of accounting unless the Board of Directors either intends to liquidate the Company or to cease operations, or has no realistic alternative but to do so.

The Board of Directors are also responsible for overseeing the financial reporting process of the Company.

Auditor's Responsibilities for the Audit of the Statement

Our objectives are to obtain reasonable assurance about whether the Standalone Financial Results as a whole, are free from material misstatement, whether due to fraud or error, and to issue an auditor's report that includes our opinion. Reasonable assurance is a high level of assurance, but is not a guarantee that an audit conducted in accordance with SAs will always detect a material misstatement when it exists. Misstatements can arise from fraud or error and are considered material if, individually or in the aggregate, they could reasonably be expected to influence the economic decisions of users taken on the basis of these Standalone Financial Results.

As part of an audit in accordance with SAs, we exercise professional judgment and maintain professional skepticism throughout the audit. We also:

- Identify and assess the risks of material misstatement of the Standalone Financial Results, whether due to fraud or error, design and perform audit procedures responsive to those risks, and obtain audit evidence that is sufficient and appropriate to provide a basis for our opinion. The risk of not detecting a material misstatement resulting from fraud is higher than for one resulting from error, as fraud may involve collusion, forgery, intentional omissions, misrepresentations, or the override of internal control.
- Obtain an understanding of internal controls relevant to the audit in order to design audit procedures that are appropriate in the circumstances. Under Section 143(3) (i) of the Act, we are also responsible for expressing our opinion on whether the Company has adequate internal financial controls with reference to standalone financial statements in place and the operating effectiveness of such controls.
- Evaluate the appropriateness of accounting policies used and the reasonableness of accounting estimates and related disclosures made by the Board of Directors.
- Conclude on the appropriateness of the Board of Directors use of the going concern basis of accounting and, based on the audit evidence obtained, whether a material uncertainty exists related to events or conditions that may cast significant doubt on the ability of the Company to continue as a going concern. If we conclude that a material uncertainty exists, we are required to draw attention in our auditor's report to the related disclosures in the Statement or, if such disclosures are inadequate, to modify our opinion. Our conclusions are based on



the audit evidence obtained up to the date of our auditor's report. However, future events or conditions may cause the Company to cease to continue as a going concern.

- Evaluate the overall presentation, structure and content of the Standalone Financial Results, including the disclosures, and whether the Standalone Financial Results represent the underlying transactions and events in a manner that achieves fair presentation.

We communicate with those charged with governance regarding, among other matters, the planned scope and timing of the audit and significant audit findings, including any significant deficiencies in internal control that we identify during our audit.

We also provide those charged with governance with a statement that we have complied with relevant ethical requirements regarding independence, and to communicate with them all relationships and other matters that may reasonably be thought to bear on our independence, and where applicable, related safeguards.

Other Matters

The Standalone Financial Results include the results for the quarter ended 31 March 2020 being the balancing figure between the audited figures in respect of the full financial year and the published unaudited year to date figures up to the third quarter of the current financial year which were subject to limited review by us.

For **S.N. Dhawan & Co LLP**

Chartered Accountants

Firm Registration No.: 000050N/N500045

SURINDER KUMAR KHATTAR
Digitally signed
by SURINDER
KUMAR
KHATTAR
Date:
2020.06.23
13:50:41 +05'30'

(S. K. Khattar)
Partner

Membership No.: 084993

UDIN No.: 20084993AAAABS7474



Place: New Delhi

Date: 23 June 2020

STATEMENT OF AUDITED CONSOLIDATED FINANCIAL RESULTS FOR THE QUARTER AND YEAR ENDED 31st MARCH, 2020

(Rs. in lakhs)

S.No	Particulars	Quarter Ended	Quarter Ended	Quarter Ended	Year Ended 31st	Year Ended 31st
		31st March 2020	31st Dec 2019	31st March 2019	March 2020	March 2019
		Audited	Audited	Audited	Audited	Audited
1	Income					
	(a) Revenue from operations	4,172.40	3,070.08	3,486.74	11,917.42	12,411.29
	(b) Other income	782.00	234.45	773.99	1,383.50	666.49
	Total Income	4,954.40	2,911.13	4,260.73	13,300.92	13,077.78
2	Expenses					
	(a) Cost of materials consumed	2,820.02	2,682.31	2,332.66	8,496.24	8,172.69
	(b) Purchase of stock-in-trade	95.03	59.44	310.05	376.83	310.05
	(c) Changes in inventory of finished goods, work-in-progress and stock-in-trade	17.09	(41.81)	8.90	130.07	207.13
	(d) Employee benefits expense	228.22	346.53	371.54	1,243.57	1,352.62
	(e) Finance Costs	34.34	61.02	35.08	156.25	103.37
	(f) Depreciation and amortisation expense	229.51	220.46	163.78	876.07	708.78
	(g) Other expenses	710.66	586.14	793.31	2,437.48	2,428.24
	Total expenses	4,174.99	3,914.99	4,018.17	14,815.43	13,282.29
3	Profit/(Loss) before exceptional items and tax (1-2)	682.50	(2.86)	(155.44)	479.29	(204.51)
4	Exceptional items (under note no. 9)	(1,003.69)	-	-	(1,003.69)	-
5	Profit/(Loss) before tax (3+4)	(321.19)	(2.86)	(155.44)	(524.40)	(204.51)
6	Tax expense/(income)					
	Current Tax	180.86	39.62	99.16	180.87	129.21
	Deferred Tax	(229.09)	(55.49)	(145.33)	(253.28)	(166.08)
	Tax for earlier years	-	(26.39)	(49.23)	(26.39)	-
7	Net Profit/(Loss) for the period (5+6)	(252.96)	28.09	(49.23)	(408.50)	(166.79)
8	Other comprehensive income					
(a)	-Items that will not be reclassified to profit or loss	(2.73)	2.42	8.00	4.50	9.67
	-Increase in relating to items that will not be reclassified to profit or loss	0.86	(0.50)	(2.39)	(1.13)	(2.65)
(b)	-Items that will be reclassified to profit or loss	-	-	-	-	-
	-Income tax relating to items that will be reclassified to profit or loss	-	-	-	-	-
9	Total comprehensive income (7+(a)+(b))	(254.86)	40.16	(41.23)	(404.00)	(157.12)
	Net profit attributable to:					
	Owners of the Company	(131.39)	66.89	(113.18)	(167.91)	(68.06)
	Non-controlling interest	(71.37)	(23.49)	(95.09)	(237.59)	(91.66)
	Other Comprehensive Income attributable to:					
	Owners of the Company	(2.69)	1.56	5.20	1.01	6.72
	Non-controlling interest	1.79	(0.20)	0.31	2.36	(0.31)
	Total Comprehensive Income attributable to:					
	Owners of the Company	(135.26)	68.45	(7.65)	(156.90)	(61.35)
	Non-controlling interest	(99.60)	(28.29)	(53.29)	(238.21)	(98.25)
10	Reserve equity share capital (Face value per share Rs. 10/-)	6,090.05	6,090.05	6,090.05	6,090.05	6,090.05
11	Reserve excluding retention reserves as per balance sheet of previous accounting year	-	-	-	11,700.80	11,594.48
12	Earnings per equity share					
	(a) Basic (Rs.)	(0.30)	0.11	(0.02)	(0.32)	(0.11)
	(b) Diluted (Rs.)	(0.30)	0.11	(0.02)	(0.32)	(0.11)



JHS SVENDGAARD LABORATORIES LIMITED
STATEMENT OF CONSOLIDATED CASH FLOWS FOR THE YEAR ENDED 31 MARCH, 2020

Particulars	Year ended 31 March 2020	Year ended 31 March 2019
A. Cash Flow from Operating Activities		
Profit before exceptional items and tax	487.15	(204.50)
Adjustments for:		
Provision/ write-back for inventory (net)	(54.73)	138.22
Depreciation and Amortization	876.06	708.78
Loss on disposal of Property Plant and Equipment (Net)	1.89	69.44
Interest income	(53.22)	(139.08)
Government grant amortization	(3.00)	(3.00)
Provision for doubtful advances	-	-
Provision no longer required written back	-	(57.14)
Actuarial gain on defined benefit obligation measured through OCI	-	-
Turnover Discount	-	-
Intangible assets under development written off	(9.79)	-
Security Deposit Interest income	-	(2.04)
Advance/balances written off	-	(185.53)
Interest Income- Ind AS Adjustments	(12.98)	-
Re- measurement Gains	2.58	-
Adjustment pertaining to Loan to shareholder	(31.47)	-
Adjustment pertaining to Loan to corporates	(4.63)	-
Security deposit for advance rental as per Ind AS 109	(5.98)	-
Amortisation expense of security deposit	9.14	-
Gain on termination of lease	(5.95)	-
Interest and finance Charges	195.24	103.37
TDS Written off (Other expenses)	(2.95)	-
Net gain on financial asset mandatorily measured at FVTPL	(17.68)	(62.29)
Exchange(gain)/loss (net)	(616.11)	(24.20)
Fair value adjustments	(42.08)	5.30
Others	1.57	-
Other Consolidation Adjustment	-	(36.30)
Operating profit before working capital changes	755.13	311.04
Adjustments for :		
(Increase)/Decrease in inventories	399.41	(79.75)
(Increase)/Decrease in trade receivables	(3,351.51)	(1,070.82)
(Increase)/Decrease in Current Loans	388.31	(477.72)
(Increase)/Decrease in Other Current Assets	486.25	(876.05)
(Increase)/Decrease in Asset Held for Sale	(7.03)	-
Investment in bank deposits (having original maturity of more than 3 months)	1.29	11.35
(Increase)/Decrease in Other Current Financial assets	178.41	860.43
(Increase)/Decrease in Non current Loans	(95.75)	(25.16)
(Increase)/Decrease in Other non-current assets	(27.11)	259.41
(Increase)/Decrease in Non-current Financial assets	-	-
Increase/ (decrease) in Other Current Financial Liabilities	(11.54)	148.48
Increase/ (decrease) in Government Grant - Other non-current Liability	-	4.71
Increase/ (decrease) in Trade payables	1,024.82	(51.01)
Increase/ (decrease) in Lease Liabilities (Current)	10.45	-
Increase/ (decrease) in Short term provisions	1.28	12.68
Increase/ (decrease) in Lease Liabilities	4.04	-
Increase/ (decrease) in Long term provisions	26.44	18.36
Increase/ (decrease) in Non Current financial liabilities	723.91	-
Increase/ (decrease) in Other Current liabilities	1,575.37	(45.87)
Cash (used) from operations	2,082.19	(999.92)
Taxes Paid	16.50	(78.96)

Cash flow from exceptional items



Loss on asset held for sale	(1,063.69)	
Net cash generated/(used) from operating activities	1,035.00	(1,078.88)
B. Cash Flow from Investing Activities		
Purchase of Property Plant and Equipment	(1,026.63)	(1,515.00)
Right of use assets	(371.41)	
Proceeds from sale of Property Plant and Equipment	2.83	(43.38)
Proceeds from MLD	72.11	
Proceeds from Mutual funds	330.61	1,401.06
Payment for Business Combination	-	(72.75)
Purchase of Intangible assets	-	
Investment in Debentures	(8.65)	(494.46)
Investments in subsidiary companies	(150.00)	
Interest income received	83.25	135.76
Amount received from P&G	-	
Loan given to Corporates	-	
Proceeds from repayment of loan to Select Car	-	400.00
Proceeds from repayment of loan to Corporates	-	
Loan given to Shareholder	4.63	(596.69)
Proceeds from repayment of Loan given to shareholder	-	107.00
Change in Other bank balance and cash not available for immediate use	(33.32)	(8.57)
Net Cash generated/(used) in investing activities	(1,096.28)	(687.01)
C. Cash Flow from Financing Activities		
Proceeds from/ (repayment of) long term borrowings	(135.03)	(29.30)
Proceeds from/ (repayment of) short term borrowings	(500.00)	499.02
Repayment of lease liabilities	(164.22)	
Proceed from Share Capital and securities premium	1,038.85	
Transactions with NCI	-	849.08
Share Issue Expenses	-	
Proceed/(utilization) from/of Share Warrant	-	23.25
Forefeiture of share warrants	-	
Interest and financial charges	(188.59)	(88.67)
Net increase from financing activities	49.01	1,253.39
Net increase/(decrease) in cash and cash equivalents	(12.56)	(512.50)
Opening balance of cash and cash equivalents	80.54	593.04
Closing balance of cash and cash equivalents	67.98	80.54
Components of cash and cash equivalents as at end of the year		
Cash on hand	14.30	3.62
Balances with banks	-	
- on current account	51.63	74.96
- in term deposits with original maturity of 3 months or less	2.05	1.96
Cash and bank balance	67.98	80.54



(Rs. In Lakhs)

Consolidated Statement of Assets and Liabilities		As at 31st March 2020	As at 31st March 2019
Particulars		Audited	Audited
A	ASSETS		
	Non-current assets		
	(a) Property, plant and equipment	5,720.87	6962.29
	(b) Capital work-in-progress	705.02	479.61
	(c) Right-of-use assets	726.18	0.00
	(d) Goodwill	110.69	110.69
	(e) Intangible assets	5.66	8.40
	(f) Financial Assets		
	(i) Investments	-	512.06
	(ii) Loans	121.08	59.93
	(iii) Others	67.84	40.07
	(g) Non-current tax assets (net)	75.08	91.59
	(h) Deferred Tax Assets (net)	1,131.06	831.35
	(i) Other non-current assets	2,405.84	2859.16
	Total non-current assets	11,069.32	11,955.15
	Current assets		
	(a) Inventories	560.68	901.57
	(b) Financial Assets		
	(i) Investments	602.59	462.56
	(ii) Trade receivables	9,614.60	5381.30
	(iii) Cash and cash equivalents	67.98	80.54
	(iv) Bank balances other than (iii) above	25.05	26.58
	(v) Loans	404.95	825.35
	(vi) Others	145.37	328.98
	(c) Current tax assets	0.04	0.04
	(d) Other current assets	1,589.65	2152.68
	(e) Assets classified as held for sale	11.42	4.39
	Total current assets	13,022.33	10,163.99
	Total assets	24,091.65	22,119.14
B	EQUITY AND LIABILITIES:		
	Equity		
	(a) Equity Share Capital	6,090.05	6090.05
	(b) Other Equity	11,709.80	11594.48
	(c) Non-Controlling Interests	659.85	379.31
	Total equity	18,459.70	18,063.84
	Liabilities		
	Non-current liabilities		
	(a) Financial liabilities		
	(i) Borrowings	51.79	81.05
	(ii) Lease Liabilities	613.13	0.00
	(b) Provisions	122.30	95.56
	(c) Other non current liabilities	-	7.71
	Total non-current liabilities	787.22	184.32
	Current liabilities		
	(a) Financial liabilities		
	(i) Borrowings	-	500.00
	(ii) Trade payables		
	- total outstanding dues of micro and small enter	338.98	229.63
	- total outstanding dues of creditors other than	3,272.87	2091.61
	micro and small enterprises		
	(iii) Lease liabilities	161.29	0.00
	(iii) Other financial liabilities	678.79	884.21
	(b) Other current liabilities	223.47	153.78
	(c) Provision	169.33	11.75
	Total current liabilities	4,844.73	3,870.98
	Total liabilities	5,631.95	4,055.30
	Total equity and liabilities	24,091.65	22,119.14

JHS SVENDGAARD LABORATORIES LIMITED

Regd. Office: Trilokpur Road, Kheri (Kala-Amb), Tehsil Nahas, Distt. Sirmour, Himachal Pradesh - 173030, INDIA

CIN-L24230HP2004PLC027558

Notes:

- 1 The above audited consolidated financial results have been reviewed by the Audit Committee and approved by the Board of Directors of the Company in the respective meetings held on 23rd June 2020. The same have been audited by the Statutory Auditors of the Company as required under Regulation 33 of the Securities and Exchange Board of India (Listing Obligations and Disclosure requirements) Regulation, 2015.
- 2 The Statutory Auditors of the Company have carried out the Limited Review of these financial results as required under Regulation 33 of the Securities and Exchange Board of India (Listing Obligations and Disclosure Requirements) Regulations, 2015.
- 2 The consolidated financials results of the Company include financials of three subsidiaries namely JHS Svendgaard Brands Limited (formerly known as JHS Svendgaard Dental Care Limited), JHS Svendgaard Mechanical and Warehousing Private Limited & JHS Svendgaard Retail Ventures Private Limited. The details of ownership is given as below :-

Particulars	As on 31st March, 2020
JHS Svendgaard Brands Limited	50.77%
JHS Mechanical and Warehousing Private Limited	99.99%
JHS Svendgaard Retail Ventures Private Limited	99.82%



- 3 Paid up equity share capital includes 1,63,40,000 equity shares allotted pursuant to conversion of share warrants. These shares are listed on 17th April, 2020.
- 4 In line with the provisions of Ind AS 108 - Operating Segments and on the basis the review of operations being done by the Management, The Following disclosures have been made to enable users of financials instruments for better understanding of business of group.

Particulars	Manufacturing Business		Other than Manufacturing Business		Retail Business	
	YTD March 20	YTD March 19	YTD March 20	YTD March 19	YTD March 20	YTD March 19
Sale to external customers	12,750.10	11,596.87	897.63	644.80	263.69	173.49
Revenue with other operating segment	545.50	369.21	0.82	0.91	-	-
Depreciation	742.97	698.11	20.47	3.72	112.63	6.95
Cost of goods sold	9,707.87	8,479.25	587.14	444.90	205.93	135.09
Income tax expense/(income)	2.10	161.70	(86.70)	(194.77)	(11.94)	(3.71)
Total assets	22,908.71	21,830.59	1,460.33	1,191.62	1,197.81	641.06
Total liabilities	4,758.91	3,831.15	311.87	462.11	603.51	27.45

- 5 The group has applied Ind AS 116 - Leases (applicable from April 01, 2019), using the modified retrospective approach. As a result, the Company has recognized Right of Use Assets and corresponding lease liability amounting to Rs 917.15 lakhs. The expense towards such leases is now recorded as depreciation on Right of Use Assets and finance cost on lease liability, instead of rent expense. Interest amounting to Rs 85.20 lakhs and Depreciation amounting to Rs 135.21 lakhs have been considered in the statement of profit and loss, instead of rent expense of Rs 166.22 lakhs.
- 6 The holding Company has assessed the recoverability of property plant and equipment and has identified certain property plant and equipment which were not in active use having gross value and written down value of ₹ 1776.53 lakh and ₹ 1073.69 lakh respectively. Consequently these assets have been carried its net realisable value and recognized under the head "Assets classified as held for Sale" at an estimated realisable value of ₹ 10 lakh. Therefore, loss of ₹ 1063.69 lakh has been charged to the statement of profit and loss shown as exceptional item.
- 7 The Ministry of Home Affairs vide its Order No.40-3/2020 dated 24.03.2020 had notified a nationwide lockdown in India to contain the outbreak of COVID-19 pandemic. As a result, the operations of the Group were temporarily disrupted at its facilities with reference to Sales, Marketing, Personnel, warehouses and distribution locations. However, the Management has assessed that there is no material impact on the business operations. Accordingly, the Group has considered the possible effects that may result from the pandemic on the carrying amounts of its property, plant and equipment, investments, inventories, receivables and other current assets and liabilities. The Group has also evaluated its liquidity position, recoverability of its assets and based on current estimates expects that the carrying amount of these assets will be recovered. The Group has also considered internal and external information upto the date of approval of these standalone financial results. The impact of COVID-19 on the Group's financial results for the year 2019-20 may differ from that estimated as at the date of approval of these financial results. The Group will continue to closely monitor any material changes to future economic conditions. The impact of COVID-19 on future business of the Group would depend on future developments that cannot be reliably predicted at this stage.
- 8 In pursuance to Section 115BAA of the Income Tax Act, 1961 announced by Government of India through Taxation Laws (Amendment) Act, 2019, the holding Company has an irrevocable option of shifting to a lower tax rate along with consequent reduction in certain tax incentives including lapse of the accumulated MAT credit. The holding Company continues to recognise the taxes on income as per earlier provisions.
- 9 The Consolidated Financial Results include the results for the quarter ended 31 March 2020 being the balancing figure between the audited figures in respect of the full financial year and the published unaudited year to date figures up to the third quarter of the current financial year.
- 10 Figures for the previous quarters/half years have been regrouped and reclassified to conform with current quarter/year presentation, where ever applicable.

Place : New Delhi
Date : 23 June, 2020

By Order of the Board
Nikhil Nanda
Managing Director
DIN : 00051501

Independent Auditor's Report

To the Board of Directors of JHS Svendgaard Laboratories Limited

Report on the Audit of Consolidated Financial Results

Opinion

We have audited the Consolidated Financial Results of JHS Svendgaard Laboratories Limited ("the Holding Company") and its subsidiaries (Holding Company and its subsidiaries together referred to as "the Group"), for the year ended 31 March 2020 included in the accompanying Statement of Consolidated Financial Results for the quarter and year ended 31 March 2020 ("the Statement"), being submitted by the Holding Company pursuant to the requirement of Regulation 33 of the SEBI (Listing Obligations and Disclosure Requirements) Regulations, 2015, as amended ("Listing Regulations").

In our opinion and to the best of our information and according to the explanations given to us and based on the consideration of reports of other auditors on separate audited financial statements of the subsidiaries, referred to in Other Matters section below, the Statement:

i. include the annual financial results of the following entities:

Sr.no.	Name of Entities	Relationship	Percentage of Ownership interest
1	JHS Svendgaard Brands Limited (formerly known as JHS Svendgaard Dental Care Limited),	Subsidiary	50.77%
2	JHS Svendgaard Mechanical and Warehouse Private Limited	Subsidiary	99.99%
3	JHS Svendgaard Retail Ventures Private Limited	Subsidiary	99.82%

- ii. is presented in accordance with the requirements of Regulation 33 of the Listing Regulations in this regard; and
- iii. give a true and fair view in conformity with the applicable Indian Accounting Standards prescribed under Section 133 of the Companies Act 2013 ("the Act") read with relevant rules issued thereunder and other accounting principles generally accepted in India, of the consolidated net loss and consolidated total comprehensive loss and other financial information of the Group for the year ended 31 March 2020.

Basis for Opinion

We conducted our audit in accordance with the Standards on Auditing (SAs) specified under section 143(10) of the Act. Our responsibilities under those Standards are further described in the *Auditor's Responsibilities for the Audit of the Statement* section of our report. We are independent



of the Group, in accordance with the Code of Ethics issued by the Institute of Chartered Accountants of India ("the ICAI") together with the ethical requirements that are relevant to our audit of the consolidated financial statements under the provisions of the Act and the Rules thereunder, and we have fulfilled our other ethical responsibilities in accordance with these requirements and the ICAI's Code of Ethics. We believe that the audit evidence obtained by us and other auditors in terms of their reports referred to in "Other Matter" paragraph below, is sufficient and appropriate to provide a basis for our opinion.

Management's Responsibilities for the Statement

This Statement has been prepared on the basis of the consolidated annual financial statements. The Holding Company's Board of Directors are responsible for the preparation and presentation of these Consolidated Financial Results that give a true and fair view of the consolidated net loss and consolidated total comprehensive loss and other financial information of the Group including its associates and joint ventures in accordance with the Indian Accounting Standards prescribed under Section 133 of the Act read with relevant rules issued thereunder and other accounting principles generally accepted in India and in compliance with Regulation 33 of the Listing Regulations. The respective Board of Directors of the companies included in the Group are responsible for maintenance of adequate accounting records in accordance with the provisions of the Act for safeguarding of the assets of the Group and for preventing and detecting frauds and other irregularities; selection and application of appropriate accounting policies; making judgments and estimates that are reasonable and prudent; and the design, implementation and maintenance of adequate internal financial controls, that were operating effectively for ensuring accuracy and completeness of the accounting records, relevant to the preparation and presentation of the Consolidated Financial Results that give a true and fair view and are free from material misstatement, whether due to fraud or error, which have been used for the purpose of preparation of the Consolidated Financial Results by the Directors of the Holding Company, as aforesaid.

In preparing the Consolidated Financial Results, the respective Board of Directors of the companies included in the Group are responsible for assessing the ability of the Group to continue as a going concern, disclosing, as applicable, matters related to going concern and using the going concern basis of accounting unless the respective Board of Directors either intends to liquidate the Group or to cease operations, or has no realistic alternative but to do so.

The respective Board of Directors of the companies included in the Group are responsible for overseeing the financial reporting process of the Group.

Auditor's Responsibilities for the Audit of the Statement

Our objectives are to obtain reasonable assurance about whether the Consolidated Financial Results as a whole are free from material misstatement, whether due to fraud or error, and to issue an auditor's report that includes our opinion. Reasonable assurance is a high level of assurance, but is not a guarantee that an audit conducted in accordance with SAs will always detect a material misstatement when it exists. Misstatements can arise from fraud or error and are considered material if, individually or in the aggregate, they could reasonably be expected to influence the economic decisions of users taken on the basis of these Consolidated Financial Results.



As part of an audit in accordance with SAs, we exercise professional judgment and maintain professional skepticism throughout the audit. We also:

- Identify and assess the risks of material misstatement of the Consolidated Financial Results, whether due to fraud or error, design and perform audit procedures responsive to those risks, and obtain audit evidence that is sufficient and appropriate to provide a basis for our opinion. The risk of not detecting a material misstatement resulting from fraud is higher than for one resulting from error, as fraud may involve collusion, forgery, intentional omissions, misrepresentations, or the override of internal control.
- Obtain an understanding of internal controls relevant to the audit in order to design audit procedures that are appropriate in the circumstances. Under Section 143(3) (i) of the Act, we are also responsible for expressing our opinion on whether the Company has adequate internal financial controls with reference to consolidated financial statements in place and the operating effectiveness of such controls.
- Evaluate the appropriateness of accounting policies used and the reasonableness of accounting estimates and related disclosures made by the Board of Directors.
- Conclude on the appropriateness of the Board of Directors use of the going concern basis of accounting and, based on the audit evidence obtained, whether a material uncertainty exists related to events or conditions that may cast significant doubt on the ability of the Group and its associates and joint ventures to continue as a going concern. If we conclude that a material uncertainty exists, we are required to draw attention in our auditor's report to the related disclosures in the Statement or, if such disclosures are inadequate, to modify our opinion. Our conclusions are based on the audit evidence obtained up to the date of our auditor's report. However, future events or conditions may cause the Group to cease to continue as a going concern.
- Evaluate the overall presentation, structure and content of the Consolidated Financial Results, including the disclosures, and whether the Consolidated Financial Results represent the underlying transactions and events in a manner that achieves fair presentation.
- Obtain sufficient appropriate audit evidence regarding the financial results/financial information of the entities within the Group to express an opinion on the Consolidated Financial Results. We are responsible for the direction, supervision and performance of the audit of financial information of such entities included in the Consolidated Financial Results of which we are the independent auditors. For the other entities included in the Consolidated Financial Results, which have been audited by other auditors, such other auditors remain responsible for the direction, supervision and performance of the audits carried out by them. We remain solely responsible for our audit opinion.

We communicate with those charged with governance of the Holding Company and such other entities included in the Consolidated Financial Results of which we are the independent auditors regarding, among other matters, the planned scope and timing of the audit and significant audit findings, including any significant deficiencies in internal control that we identify during our audit.



We also provide those charged with governance with a statement that we have complied with relevant ethical requirements regarding independence, and to communicate with them all relationships and other matters that may reasonably be thought to bear on our independence, and where applicable, related safeguards.

We also performed procedures in accordance with the circular issued by the SEBI under Regulation 33(8) of the Listing Regulations, as amended, to the extent applicable

Other Matters

We did not audit the Financial Results of Three subsidiaries whose Financial Statements reflects total assets (after eliminating intra-group transactions) of Rs. 1282.97 lakhs as at 31 March 2020, total revenue (after eliminating intra-group transactions) of Rs. 75.53 lakhs and Rs. 615.81 lakhs for the quarter and year ended 31 March 2020 respectively, net loss after tax of Rs. 142.35 lakhs and Rs. 662.49 lakhs for the quarter and year ended 31 March 2020 respectively and total comprehensive income of Rs. (138.55) lakhs and Rs. (657.59) lakhs for the quarter and year ended 31 March 2020 respectively and net cash outflows of Rs.5.33 lakhs for the year ended 31 March 2020, as considered in the Consolidated Financial Results. These financial statements have been audited by other auditors whose reports have been furnished to us by the Board of Directors and our opinion on the Consolidated Financial Results, in so far as it relates to the amounts and disclosures included in respect of these entities, is based solely on the report of such auditors and the procedures performed by us are as stated Auditor's Responsibility section above.

Our opinion on the Consolidated Financial Results is not modified in respect of the above matters with respect to our reliance on the work done and the reports of the other auditors and the Financial Results/financial information certified by the Board of Directors.

The Consolidated Financial Results include the results for the quarter ended 31 March 2020 being the balancing figure between the audited figures in respect of the full financial year and the published unaudited year to date figures up to the third quarter of the current financial year which were subject to limited review by us.

For S.N. Dhawan & Co LLP

Chartered Accountants

Firm Registration No.: 000050N/N500045

(S. K. Khattar) **SURINDE** Digitally signed by
Partner **R KUMAR KHATTAR**
KHATTAR Date: 2020.06.23
13:40:12 +05'30'

Membership No.: 084993

UDIN No.: 20084993AAAABT9596



Place: New Delhi

Date: 23 June 2020

June 23, 2020

The Manager – Listing National Stock Exchange of India Ltd. Exchange Plaza Bandra Kurla Complex Bandra (E), Mumbai -400051	The Manager - Listing BSE Limited Phiroz JeeJeebhoy Tower Dalal Street Mumbai- 400 001
<u>Scrip Code: JHS</u>	<u>Scrip Code: 532771</u>

Subject: Declaration of Unmodified Audit Report pursuant to Regulation 33(3) (d) of the SEBI (Listing Obligations and Disclosure Requirements) Regulations, 2015


Dear Sir (s),

In terms of SEBI Circular Nos. SEBULAD-NRO/GN/2016-17/001 dated May 25, 2016 and CIR/CFD/CMD/56/2016 dated May 27, 2016, we hereby declare that the statutory auditors of the Company, M/s S.N Dhawan & Co LLP (FRN 000050N/N500045, Chartered Accountants, have issued their audit report dated 23rd June, 2020 with unmodified opinion on the Audited Financial Results (Standalone and Consolidated) of the Company for the financial year ended March 31, 2020.

Kindly take the above declaration on record.

Thanking You,

Yours truly,
For JHS Svendgaard Laboratories Limited


Nikhl Nanda
Managing Director
DIN:00051501

Intimation under Regulation 30 of the SEBI (Listing Obligations and Disclosure Requirements) Regulations, 2015

Particulars	Ms. Kirti Maheshwari
Reason for change viz. appointment, resignation, removal, death or otherwise	Appointment
Date of appointment & term of appointment	June 23, 2020, Appointed as Company Secretary (Key Managerial Personnel) and Compliance Officer of the Company
Brief profile	An Associate member of ICSI & ICAI, having an extensive experience of 8 years.
Disclosure of relationships between directors	N.A

Regulations, 2015

Particulars	Mr. Rajagopal Chakravarthi Venkateish
Reason for change viz. appointment, resignation, removal, death or otherwise	Appointment
Date of appointment & term of appointment	Appointed as an Additional Director and in the capacity of Independent Director, w.e.f. June 23, 2020 for a tenure of 5 years, subject to approval of members of the Company at the ensuing general meeting.
Brief profile	Mr. R. C. Venkateish, pass out from IIT-Madras & IIM-Calcutta, has over of 35+ years of experience working across varied sectors and is now the Founder of the Sports Channel, Lex Sportel Vision having office at Gurgaon, Haryana
Disclosure of relationships between directors	N.A

Particulars	Mr. Kapil Minocha
Reason for change viz. appointment, resignation, removal, death or otherwise	Appointment
Date of appointment & term of appointment	Appointed as an Additional Director and in the capacity of Independent Director, w.e.f. June 23, 2020 for a tenure of 5 years, subject to approval of members of the Company at the ensuing general meeting.
Brief profile	Mr. Kapil Manocha has over 2 decades of experience and has been closely associated with the complete cycle of Investments and repatriation of funds. He is currently associated as an Advisor to the Revival Companies monitored by High Court. He is also an established Consultant in the Real Estate Group in NCR and also supporting as Mentor to the Start-up Companies and facilitators.
Disclosure of relationships between directors	N.A

Annexure C

Details regarding the proposed Preferential Allotment as per SEBI circular dated September 09, 2015 read with Regulation 30

S. No.	Particulars	Disclosures
1.	Type of securities proposed to be issued	Fully Convertible Warrants ('Warrants')
2.	Type of issuance	Preferential Allotment
3.	Total number of securities proposed to be issued or total amount for which the securities will be issued	Up to 55,00,000 Warrants, each carrying a right exercisable by the Warrant holder to subscribe to one Equity Share per warrant, at an issue price (including the warrant subscription price and the warrant exercise price) of Rs. 20/- per Warrant aggregating to Rs. 11,00,00,000/- (Rupees Eleven Crore Only)
4.	Additional Details:	
i.	Name and number of the Investor(s)	1) Frisco Global Private Limited (Non-Promoter) 2) Zaveri Fin Stock Private Limited (Non-Promoter) 3) Parker Multi Commodities India Pvt. Ltd (Non-Promoter) 4) Mr. Nikhil Nanda (Promoter)
iii.	Issue price/Allotted price	Convertible Warrants each carrying a right to subscribe to 1 Equity Share per warrant at an issue price of Rs. 20/- per Warrant.
iv.	Tenure of the instrument;	Each warrant is convertible into 1 Equity Share and the conversion can be exercised at any time within a period of 18 months from the date of allotment, in one or more tranches, as the case may be and on such other terms and conditions as applicable.